


Part 3

Studying at ANIBT



Part 3 Studying at ANIBT

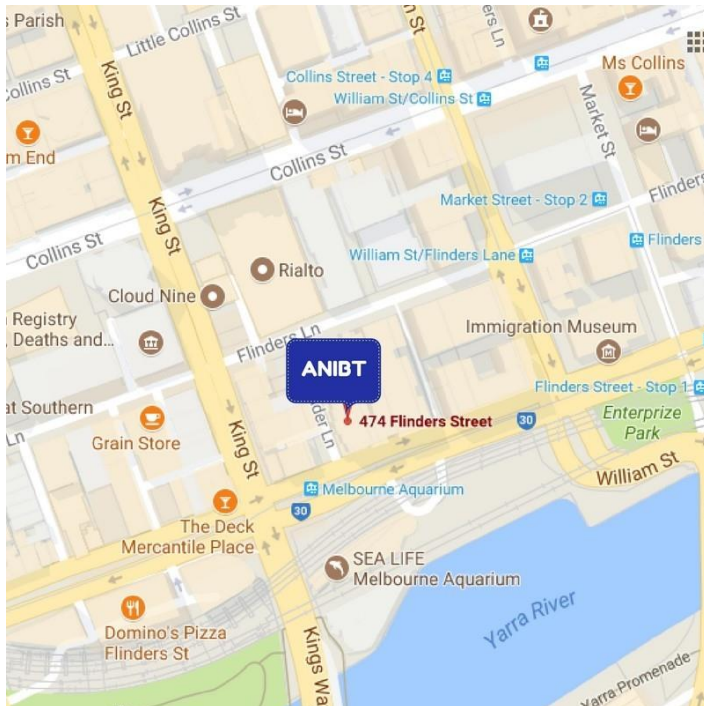
Campus
Courses
Arrive early
What to do first
Student registration and orientation

3.1 ANIBT VET – Policies and Procedures

Campuses

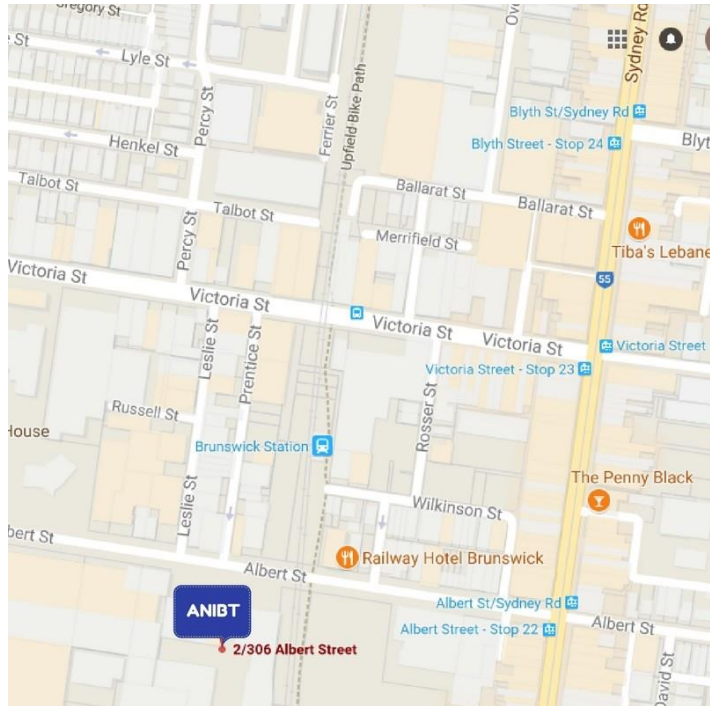
ANIBT operates 2 campuses. The main campus is located at 474 Flinders Street, Melbourne - Levels 7, 8, and 13 with Reception on Level 7.

Map



The training facility for students studying Hospitality culinary programs is located at 2/306 Albert Street Brunswick 3056. Melways Reference 19 G8

Map



Courses

All courses offered at ANIBT are detailed in the respective Course Guides, that is ANIBT Brochure/Course Guide.

Arrive early

Australian education providers will provide an International Student Orientation before the commencement of classes. It is a requirement of the ESOS (Education Services for Overseas Students) Act 2001. Staff who run the orientation work hard to ensure that you as a student will be well equipped to achieve the best possible success in your studies. If you read through the pre-departure, arrival, and orientation manuals which the institution provides to you, you will see that there is a lot of information for you to understand and consider as you move through your studies. Although the manual will outline what you need to know, it is impossible to understand and recall everything. Once you are concentrating on your studies, you will feel less stressed if you are already comfortable with the institution, its staff and its services.

You will receive an email welcoming you and informing you when Registration will take place and the procedures you are to follow.

Registration and orientation gives you the chance to;

See and talk to the most important people you will need to know at the institute.

- o Administrative staff and their duties
- o Course or Academic Advisor
- o Student Services staff

You get your student card. You will need your student card to open bank accounts, borrow books from the library, and more.

Meet support and student services staff.

Find your way around the campus

- Library
- Computer rooms and facilities
- Recreation and eating areas
- Classrooms

Meet other International students who may share your classes, share your concerns or fears. Knowing another face on campus as you become more comfortable with the routines can really help you avoid any feelings of isolation.

Find your way around the public transport/ City/ to and from your accommodation.

Feel as though you already know some of the things existing students know before you get to meet them at classes later.

What to Do First

Report to the Reception desk on Level 7, 474 Flinders Street, and you will be directed to the Registration area where Student Services Officers will assist you with the process.

Student Registration and Orientation

It is mandatory for students to attend their Registration and Orientation sessions for their intake. Please be punctual.

Please bring the following with you to the registration session:

- 1 Visa
- 2 Proof of OSH if not arranged through ANIBT
- 3 Outstanding tuition fees (if applicable)

Vocational Education and Training (VET) programs

Orientation and Registration will take approximately 3 - 4 hours.

You will receive via email and text message what date this will all take place. This normally takes place on Thursday before term commences.

3.1 ANIBT VET – POLICIES AND PROCEDURES

(See Policies and Procedures)